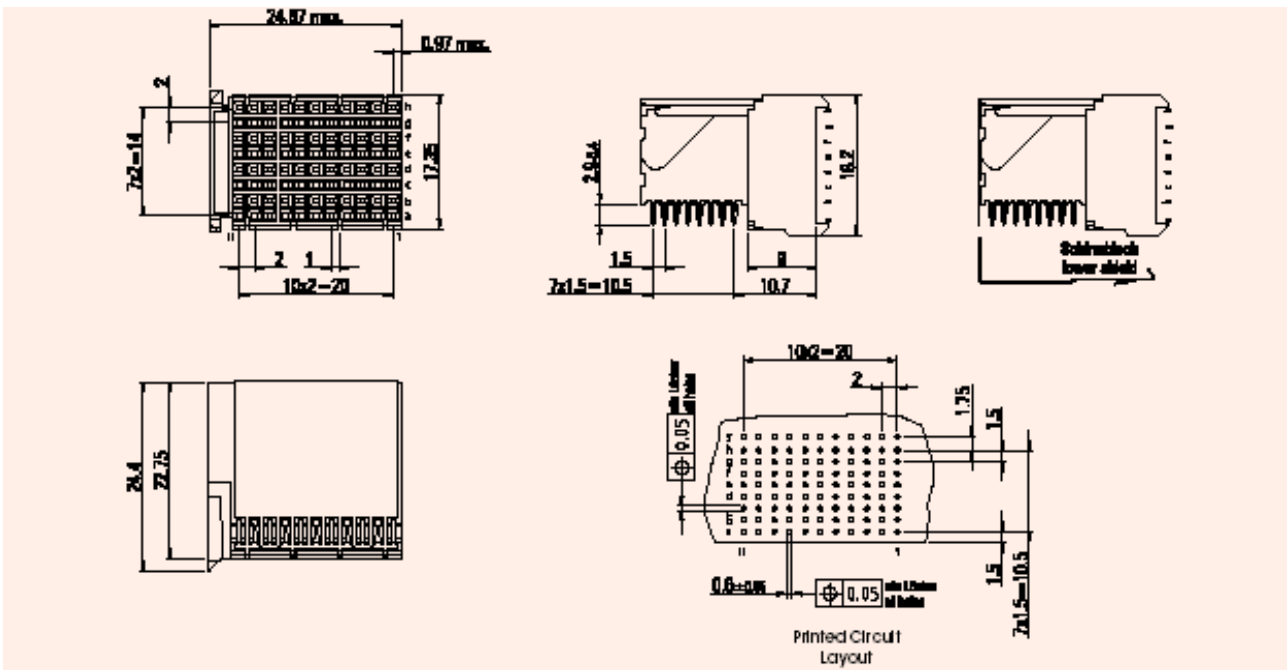



Type F Female Connectors

All dimensions in mm



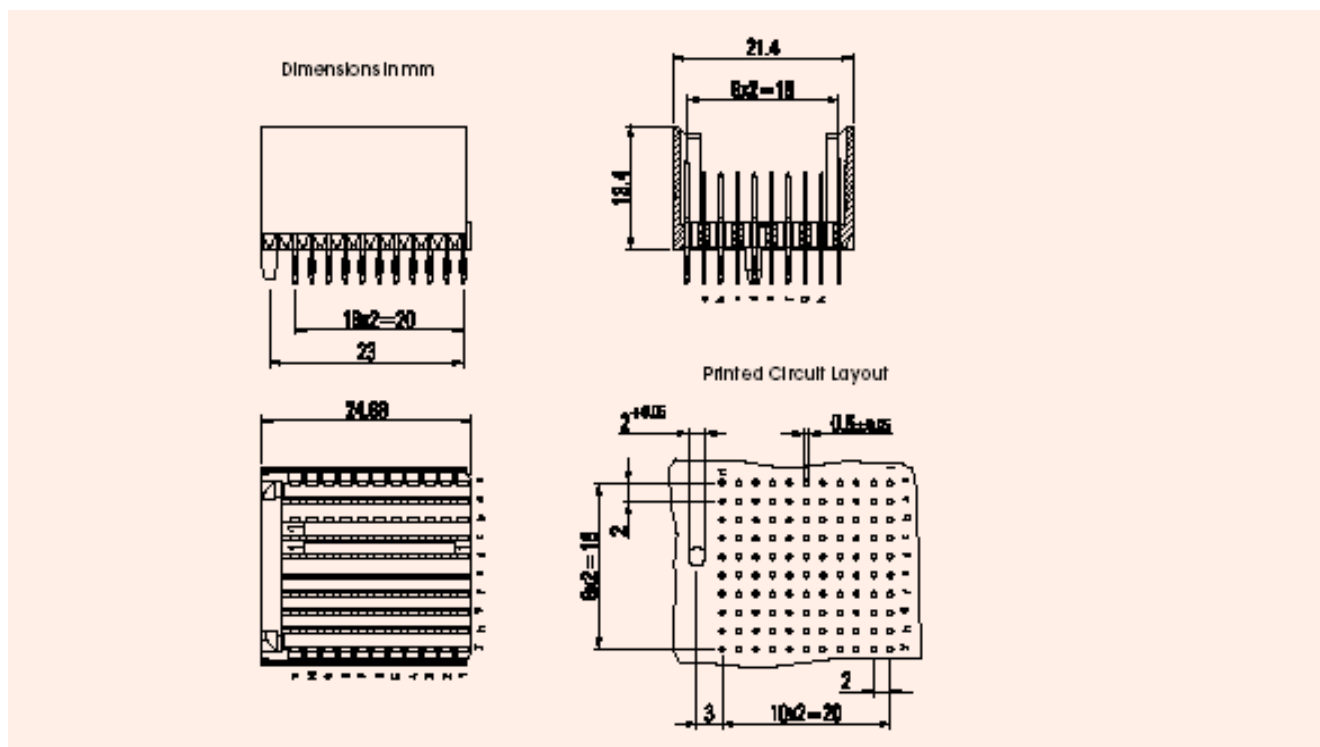
Type	Used For	No. of Pin	Class	Part Number
Connector without Shielding		88	II	H70001
Connector with Upper Shielding		88	II	H70002
Upper shield			II	H70004
Lower shield			II	H70005
Connector with Upper & Lower Shielding		88	II	H70003

Press fit tools	Upper set	H06155
	Lower set	H06955



Type F Male Connectors

All dimensions in mm



How to order

Ordering Information		I	II	III	IV
		H 7 1			x x x
I	H - HM 2mm Connectors				
II	1 - Type A	2 - Type B			
	3 - Type C	4 - Type AB			
	5 - Type D	6 - Type E			
	7 - Type F	8 - Type DE			
	9 - Type L,M,N	0 - Accessories			
III	0 - Female	1 - Male short tail $\leq 3.7\text{mm}$			
	2 -	3 -			
	4 -	5 - Male long tail $\geq 13\text{mm}$			
	6 -	7 -			
	8 - Shroud for long tail	9 - Right angle male			
IV	xxx	Depend upon actual connector type Please request to sales representative			

HM 2mm Connectors

IEC61076-4-101

Type F Male Short Tail Terminal

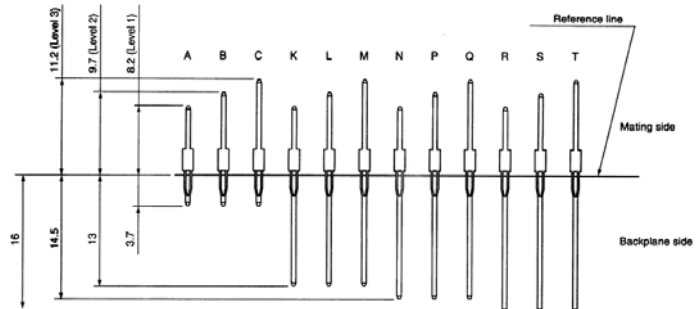
All dimensions in mm

Contact Loading	Used For	No. of Pin	Row	Type of Pin	Length of Pin	Class	Part Number
<p>w/peg</p>		88	z a b c d e f g h y	- A A A A A A A A A -	- 8.2/3.7 8.2/3.7 8.2/3.7 8.2/3.7 8.2/3.7 8.2/3.7 8.2/3.7 8.2/3.7 8.2/3.7 -	II	H71001
<p>w/peg</p>		110	z a b c d e f g h y	C A A A A A A A A A C	11.2/3.7 8.2/3.7 8.2/3.7 8.2/3.7 8.2/3.7 8.2/3.7 8.2/3.7 8.2/3.7 8.2/3.7 11.2/3.7	II	H71002
<p>w/peg</p>		88	z a b c d e f g h y	B B B B B B B B B -	9.7/3.7 9.7/3.7 9.7/3.7 9.7/3.7 9.7/3.7 9.7/3.7 9.7/3.7 9.7/3.7 9.7/3.7 -	II	H71003
<p>w/peg</p>		88	z a b c d e f g h y	- A A B A A B A A A -	- 8.2/3.7 8.2/3.7 9.7/3.7 8.2/3.7 8.2/3.7 9.7/3.7 8.2/3.7 8.2/3.7 8.2/3.7 -	II	H71004
<p>w/peg</p>		110	z a b c d e f g h y	C A A B A A B A A C	11.2/3.7 8.2/3.7 8.2/3.7 9.7/3.7 8.2/3.7 8.2/3.7 9.7/3.7 8.2/3.7 8.2/3.7 11.2/3.7	II	H71005

Ordering Information

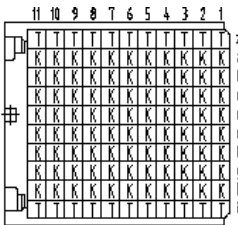
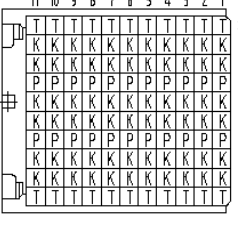
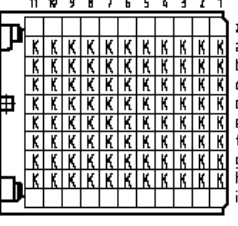
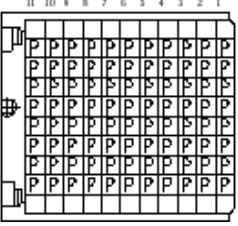
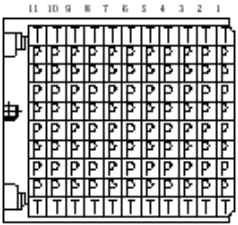
H7 1 xxx	H7	Type F
	1	Short tail ≤ 3.7 mm
	xxx	Please request to sales representative

Press fit tools	Upper set	H06139
	Lower set	H06907



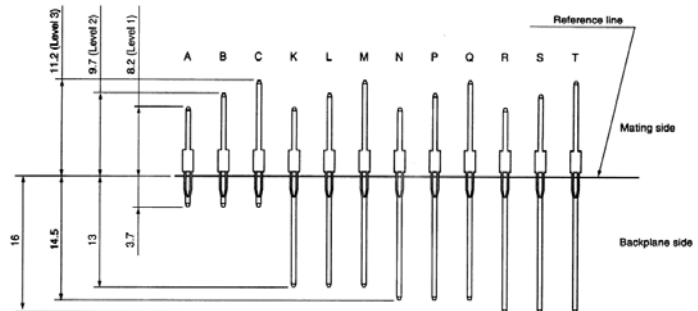
Type F Male Long Tail Terminal

All dimensions in mm

Contact Loading	Used For	No. of Pin	Row	Type of Pin	Length of Pin	Class	Part Number
 <p>w/peg</p>		110	z a b c d e f g h y	T K K K K K K K K T	11.2/16 8.2/13 8.2/13 8.2/13 8.2/13 8.2/13 8.2/13 8.2/13 8.2/13 11.2/16	II	H75001
 <p>w/peg</p>		110	z a b c d e f g h y	T K K P K K P K K T	11.2/16 8.2/13 8.2/13 9.7/14.5 8.2/13 8.2/13 9.7/14.5 8.2/13 8.2/13 11.2/16	II	H75006
 <p>w/peg</p>		88	z a b c d e f g h y	- K K K K K K K K -	- 8.2/13 8.2/13 8.2/13 8.2/13 8.2/13 8.2/13 8.2/13 -	II	H75003
 <p>w/peg</p>		88	z a b c d e f g h y	- P P P P P P P P -	- 9.7/14.5 9.7/14.5 9.7/14.5 9.7/14.5 9.7/14.5 9.7/14.5 9.7/14.5 -	II	H75004
 <p>w/peg</p>		110	z a b c d e f g h y	T P P P P P P P P T	11.2/16 9.7/14.5 9.7/14.5 9.7/14.5 9.7/14.5 9.7/14.5 9.7/14.5 9.7/14.5 9.7/14.5 11.2/16	II	H75005

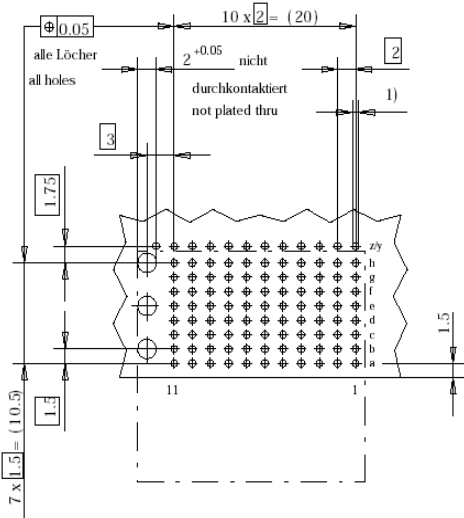
Ordering Information

H7 5 xxx	H7	Type F
	5	Long tail \geq 13mm
	xxx	Please request to sales representative



Press fit tools	Upper set	H06139
	Lower set	H06907

Type F Right Angle Male

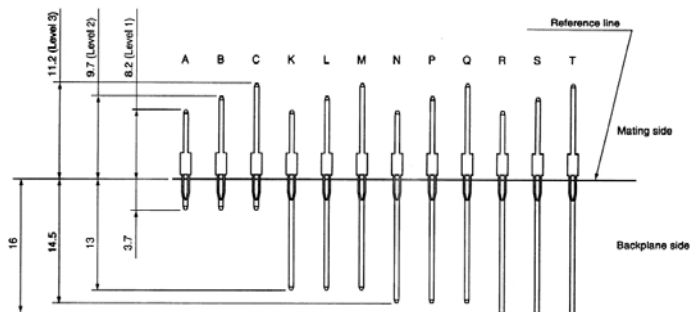


All dimensions in mm

Contact Loading	Used For	No. of Pin	Row	Type of Pin	Length of Pin	Class	Part Number
		88	z a b c d e f g h y	- A A A A A A A A A -	8.2 8.2 8.2 8.2 8.2 8.2 8.2 8.2 8.2 -	II	H79007 Use H70001 + H71001 to assemble

Ordering Information

H7 9 xxx	H7	Type F
	9	Right Angle Male
	xxx	Please request to sales representative



Press fit tools	Upper set	H06155
	Lower set	H06755

Type F Shroud for Long Tail Terminal

All dimensions in mm

Contact Loading	Used For	Height	Row	Type of Pin	Length of Pin	Class	Part Number
		14.95	z a b c d e f g h y				H78051
		14.35	z a b c d e f g h y				H78052
							Latch Arm H08597

Ordering Information

H7 8 xxx	H7	Type F
	8	Shroud
	xxx	Please request to sales representative

Press fit tools	Upper set	H06139
	Lower set	H06907