


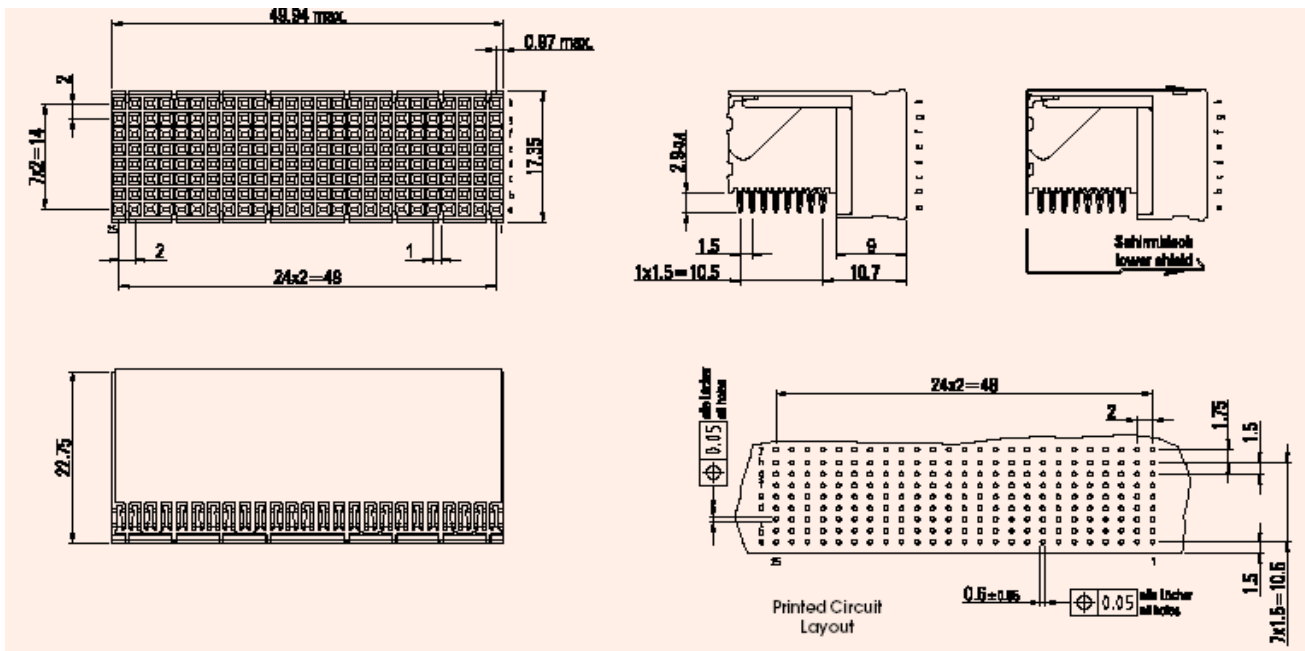
HM 2mm Connectors

IEC61076-4-101




Type E25 Female Connectors

All dimensions in mm



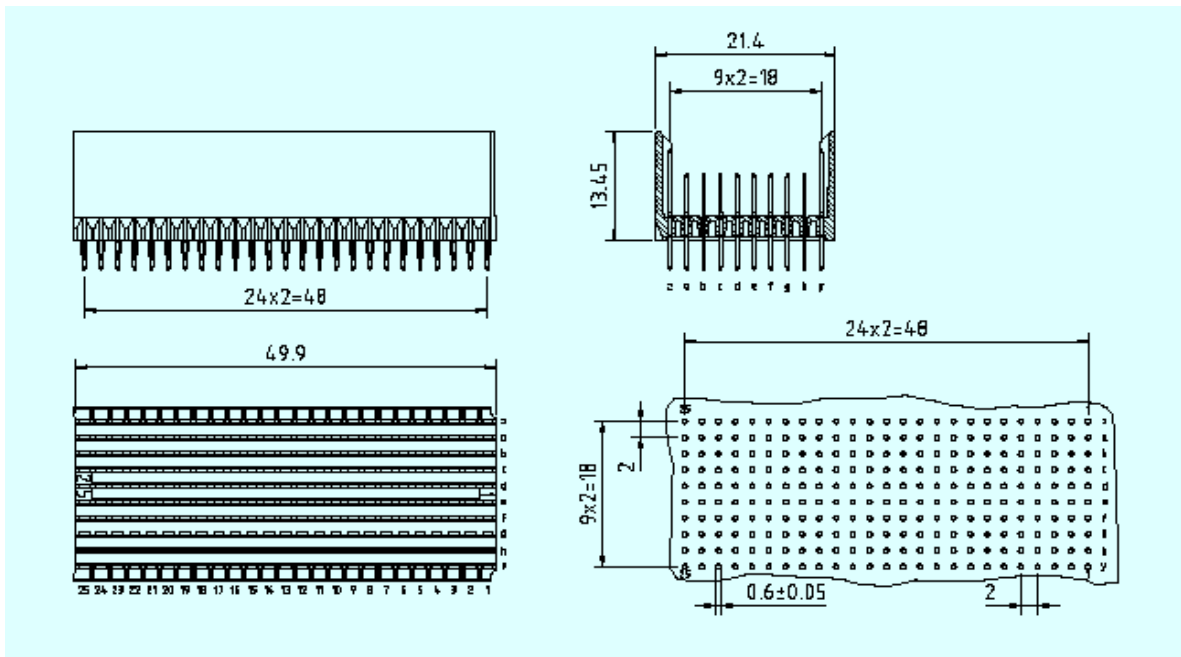
Type	Used For	No. of Pin	Class	Part Number
Connector without Shielding		200	II	H60001
Connector with Upper Shielding		200	II	H60002
Upper shield			II	H60003
Lower shield			II	H60004
Connector with Upper & Lower Shielding		200	II	H60005

Press fit tools	Upper set	H06154
	Lower set	H06954



Type E25 Male Connectors

All dimensions in mm



Type	Length (mm Max)
E25	50
E22	44
E19	38
E16	32

How to order

Ordering Information		I	II	III	IV
		H 6 1			x x x
I	H - HM 2mm Connectors				
II	1 - Type A	2 - Type B			
	3 - Type C	4 - Type AB			
	5 - Type D	6 - Type E			
III	7 - Type F	8 - Type DE			
	9 - Type L,M,N	0 - Accessories			
	0 - Female	1 - Male short tail $\leq 3.7\text{mm}$			
IV	2 -	3 -			
	4 -	5 - Male long tail $\geq 13\text{mm}$			
	6 -	7 -			
	8 - Shroud for long tail	9 - Right angle male			
IV	xxx	Depend upon actual connector type Please request to sales representative			

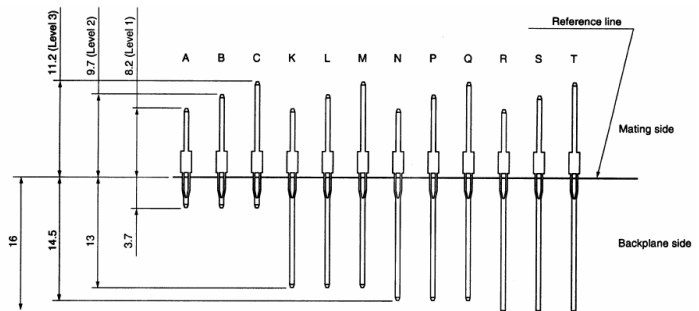
Type E25 Male Short Tail Terminal

All dimensions in mm

Contact Loading	Used For	No. of Pin	Row	Type of Pin	Length of Pin	Class	Part Number
		200	z a b c d e f g h y	- A A A A A A A A A -	- 8.2/3.7 8.2/3.7 8.2/3.7 8.2/3.7 8.2/3.7 8.2/3.7 8.2/3.7 8.2/3.7 -	II	H61001
		250	z a b c d e f g h y	C A A A A A A A A C	11.2/3.7 8.2/3.7 8.2/3.7 8.2/3.7 8.2/3.7 8.2/3.7 8.2/3.7 8.2/3.7 8.2/3.7 11.2/3.7	II	H61002
		250	z a b c d e f g h y	C B B B B B B B B C	11.2/3.7 9.7/3.7 9.7/3.7 9.7/3.7 9.7/3.7 9.7/3.7 9.7/3.7 9.7/3.7 9.7/3.7 11.2/3.7	II	H61003
		175	z a b c d e f g h y	- A A B A A - A A -	- 8.2/3.7 8.2/3.7 9.7/3.7 8.2/3.7 8.2/3.7 - 8.2/3.7 8.2/3.7 -	II	H61004
		250	z a b c d e f g h y	C A A B A A A A A C	11.2/3.7 8.2/3.7 8.2/3.7 9.7/3.7 8.2/3.7 8.2/3.7 9.7/3.7 8.2/3.7 8.2/3.7 11.2/3.7	II	H61005

Ordering Information

H6 1 0xx	H6	Type E
	1	Short tail 3.7mm
	0	E25
	xx	Please request to sales representative



Press fit tools	Upper set	H06138
	Lower set	H06906

IEC61076-4-101

Type E25 Male Long Tail Terminal

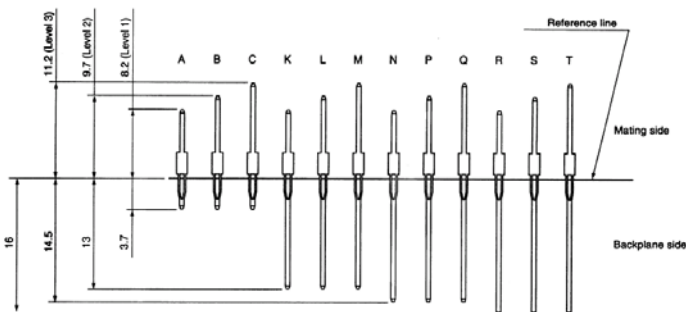
All dimensions in mm

Contact Loading	Used For	No. of Pin	Row	Type of Pin	Length of Pin	Class	Part Number
		250	z a b c d e f g h y	T K K K K K K K K T	11.2/16 8.2/13 8.2/13 8.2/13 8.2/13 8.2/13 8.2/13 8.2/13 8.2/13 11.2/16	II	H65001
		250	z a b c d e f g h y	T R R R R R R R R T	11.2/16 8.2/16 8.2/16 8.2/16 8.2/16 8.2/16 8.2/16 8.2/16 8.2/16 11.2/16	II	H65002
		250	z a b c d e f g h y	M K K K A A A A A C	11.2/13 8.2/13 8.2/13 8.2/13 8.2/3.7 8.2/3.7 8.2/3.7 8.2/3.7 11.2/3.7	II	H65003
		250	z a b c d e f g h y	T P P P P P P P P T	11.2/16 9.7/14.5 9.7/14.5 9.7/14.5 9.7/14.5 9.7/14.5 9.7/14.5 9.7/14.5 9.7/14.5 11.2/16	II	H65005
		250	z a b c d e f g h y	T K K P K K P K K T	11.2/16 8.2/13 8.2/13 9.7/14.5 8.2/13 8.2/13 9.7/14.5 8.2/13 8.2/13 11.2/16	II	H65008

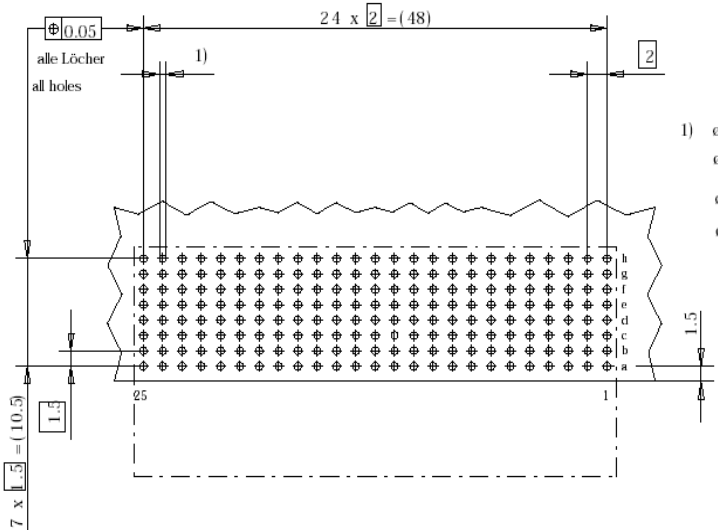
Ordering Information

H6 5 0xx	H6	Type E
	5	Long tail ≥ 13 mm
	0	E25
	xx	Please request to sales representative

Press fit tools	Upper set	H06138
	Lower set	H06906



Type E25 Right Angle Male

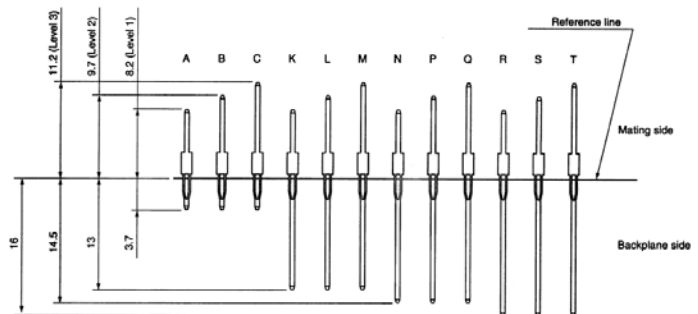


All dimensions in mm

Contact Loading	Used For	No. of Pin	Row	Type of Pin	Length of Pin	Class	Part Number
		200	z a b c d e f g y	- A A A A A A A -	8.2 8.2 8.2 8.2 8.2 8.2 8.2 -	II	H69007 Use H60001 + H61001 to assemble

Ordering Information

H6 9 0xx	H6	Type DE
	9	Right Angle Male
	0	E25
	xxx	Please request to sales representative



Press fit tools	Upper set	H06154
	Lower set	H06754

