

Eurocard Connectors 2.54mm Pitch

Type M (Hybrid)

Vertical Receptacle Assemblies


Material

Housing - Polyester, grey

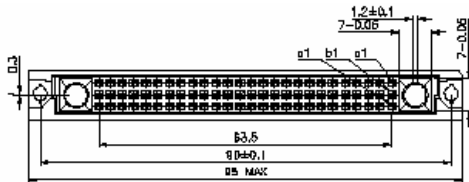
Contacts - Copper Alloy

DIN Class 2 Plating - 15u" Gold Plating on Mating Area. Tin Plating on Tail Area.

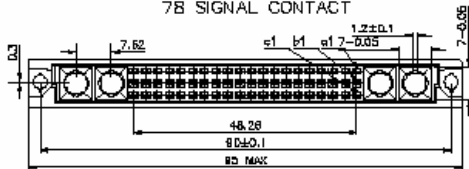
Nickel Underplate Allover



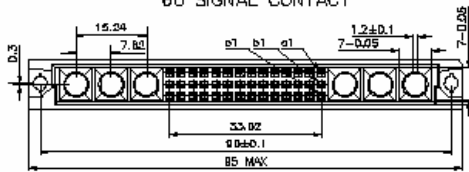
All dimensions in mm



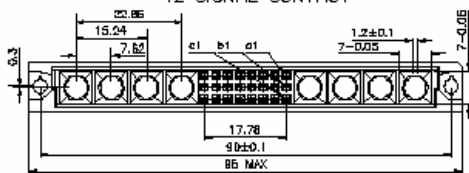
78 SIGNAL CONTACT



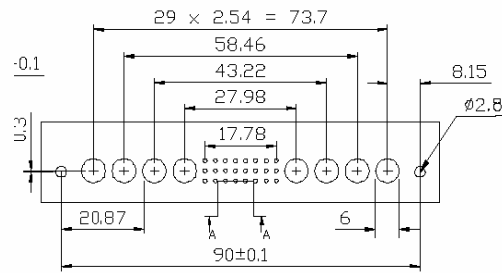
60 SIGNAL CONTACT



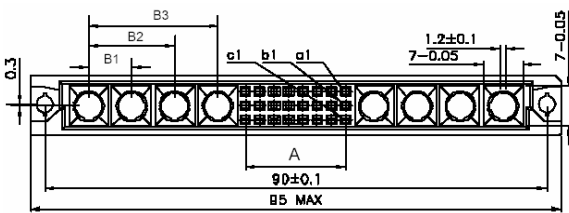
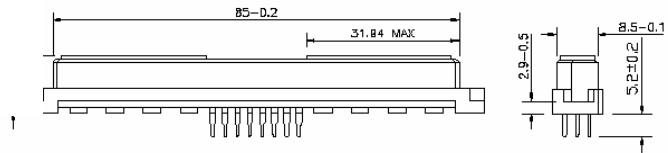
42 SIGNAL CONTACT



24 SIGNAL CONTACT



Recommended PCB Hole Layout



No# Signal Contacts	Dimensions			
	A	B1	B2	B3
78/52	63.5	-	-	-
60/40	48.6	7.62	-	-
42/28	33.02	7.62	15.24	-
24/16	17.78	7.62	15.24	22.86

How to order

Part Number Information	I	II	III	IV - VI	VII
	N	9	0	xxx	-X
I	N - DIN 41612 Connectors				
II	1 - Type B	2 - Type C			
	3 - Type D	4 - Type E			
	5 - Type F	6 - Type H			
	7 - Type Q	8 - Type R			
	9 - Type M	0 - Accessories			
III	0 - Female	1 - Male			
	2 - 1/2 Sizes Female	3 - 1/2 Sizes Male			
	4 - 1/3 Size Female	5 - 1/3 Size Male			
	6 - Extend Size Female	7 - Extend Size Male			
	8 -	9 - Guide frame			
IV	xxx	Please Consult to Sales Representative to Fix the Optional			
VII	X	1- Class 1	3-Class 3	Omit-Class 2	

Eurocard Connectors 2.54mm Pitch

Type M (Hybrid)

Vertical Receptacle Assemblies

**M ac Row
Soldering**

Ordering Information

	Signal Contacts	Special Contacts	Class 2	Class 3
	52	2	N90101	N90101-3
	40	4	N90103	N90103-3
	28	6	N90105	N90105-3
	16	8	N90107	N90107-3

**M abc Row
Soldering**

Ordering Information

	Signal Contacts	Special Contacts	Class 2	Class 3
	78	2	N90102	N90102-3
	60	4	N90104	N90104-3
	42	6	N90106	N90106-3
	24	8	N90108	N90108-3

Soldering Long Tail 13mm

Ordering Information

	Signal Contacts	Special Contacts	Class 2	Class 3
	52	2	N90301	N90301-3
	40	4	N90303	N90303-3
	28	6	N90305	N90305-3
	16	8	N90307	N90307-3

Soldering Long Tail 13mm

Ordering Information

	Signal Contacts	Special Contacts	Class 2	Class 3
	78	2	N90302	N90302-3
	60	4	N90304	N90304-3
	42	6	N90306	N90306-3
	24	8	N90308	N90308-3

Soldering Long Tail 13mm

Full Gold Plating

Ordering Information

	Signal Contacts	Special Contacts	Class 2	Class 3
	52	2	N90501	N90501-3
	40	4	N90503	N90503-3
	28	6	N90505	N90505-3
	16	8	N90507	N90507-3

Soldering Long Tail 13mm

Full Gold Plating

Ordering Information

	Signal Contacts	Special Contacts	Class 2	Class 3
	78	2	N90502	N90502-3
	60	4	N90504	N90504-3
	42	6	N90506	N90506-3
	24	8	N90508	N90508-3

Eurocard Connectors 2.54mm Pitch

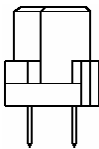
Type M (Hybrid)

Vertical Receptacle Assemblies

M ac Row

Press Fit

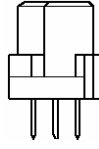
Ordering Information

	Signal Contacts	Special Contacts	Class 2	Class 3
	52	2	N90201	N90201-3
	40	4	N90203	N90203-3
	28	6	N90205	N90205-3
	16	8	N90207	N90207-3

M abc Row

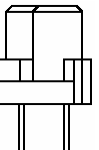
Press Fit

Ordering Information

	Signal Contacts	Special Contacts	Class 2	Class 3
	78	2	N90202	N90202-3
	60	4	N90204	N90204-3
	42	6	N90206	N90206-3
	24	8	N90208	N90208-3

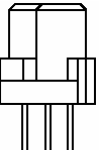
Press Fit Long Tail 13mm

Ordering Information

	Signal Contacts	Special Contacts	Class 2	Class 3
	52	2	N90401	N90401-3
	40	4	N90403	N90403-3
	28	6	N90405	N90405-3
	16	8	N90407	N90407-3

Press Fit Long Tail 13mm

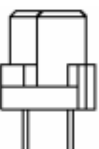
Ordering Information

	Signal Contacts	Special Contacts	Class 2	Class 3
	78	2	N90402	N90402-3
	60	4	N90404	N90404-3
	42	6	N90406	N90406-3
	24	8	N90408	N90408-3

Press Fit Long Tail 13mm

Full Gold Plating

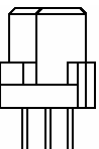
Ordering Information

	Signal Contacts	Special Contacts	Class 2	Class 3
	52	2	N90601	N90601-3
	40	4	N90603	N90603-3
	28	6	N90605	N90605-3
	16	8	N90606	N90606-3

Press Fit Long Tail 13mm

Full Gold Plating

Ordering Information

	Signal Contacts	Special Contacts	Class 2	Class 3
	78	2	N90602	N90602-3
	60	4	N90604	N90604-3
	42	6	N90606	N90606-3
	24	8	N90608	N90608-3

Eurocard Connectors 2.54mm Pitch

Type M (Hybrid)

Right Angle Pin Assemblies

Material

Housing - Polyester, grey

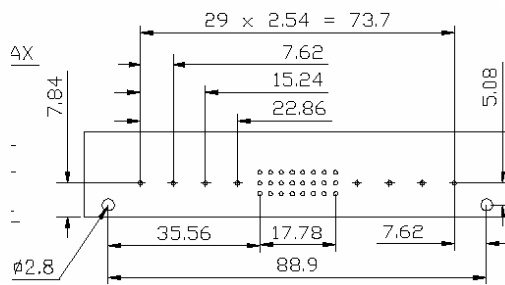
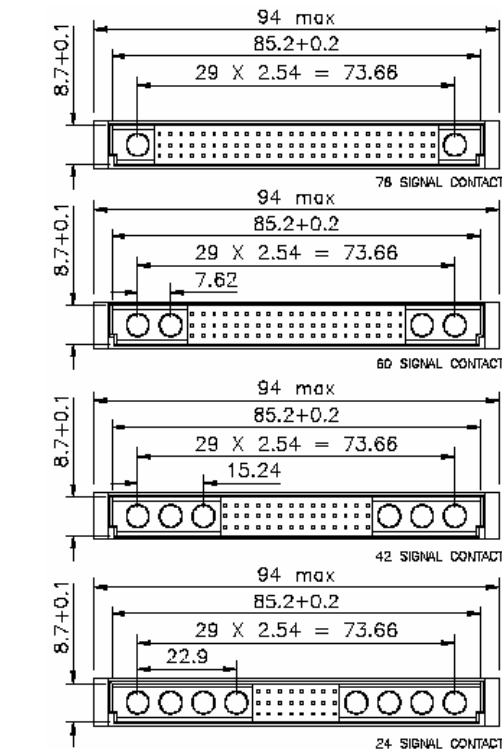
Contacts - Copper Alloy

DIN Class 2 Plating - 15u" Gold Plating on Mating Area. Tin Plating on Tail Area.

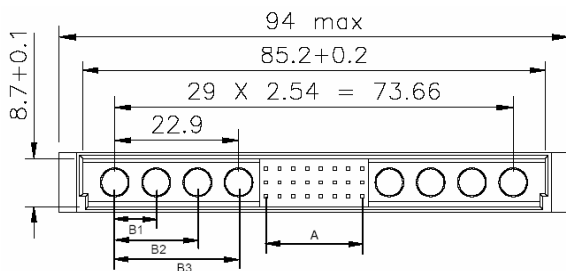
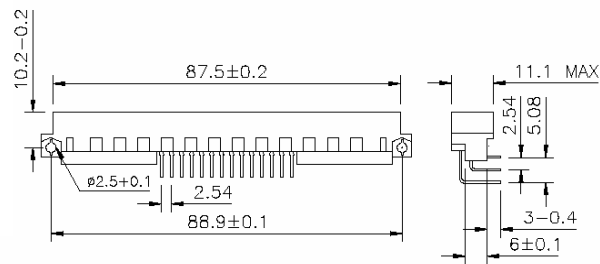
Nickel Underplate Allover



All dimensions in mm



Recommended PCB Hole Layout



No# Signal Contacts	Dimensions			
	A	B1	B2	B3
78/52	63.5	-	-	-
60/40	48.6	7.62	-	-
42/28	33.02	7.62	15.24	-
24/16	17.78	7.62	15.24	22.86

How to order

Part Number Information		I	II	III	IV - VI	VII
		N	9	1	xxx	-X
I	N - DIN 41612 Connectors					
II	1 - Type B	2 - Type C				
	3 - Type D	4 - Type E				
	5 - Type F	6 - Type H				
	7 - Type Q	8 - Type R				
	9 - Type M	0 - Accessories				
III	0 - Female	1 - Male				
	2 - 1/2 Sizes Female	3 - 1/2 Sizes Male				
	4 - 1/3 Size Female	5 - 1/3 Size Male				
	6 - Extend Size Female	7 - Extend Size Male				
	8 -	9 - Guide frame				
IV	xxx	Please Consult to Sales Representative to Fix the Optional				
VII	X	1- Class 1	3-Class 3	Omit-Class 2		

Type M (Hybrid)

Right Angle Pin Assemblies

M ac Row
Soldering

Ordering Information

	Signal Contacts	Special Contacts	Class 2	Class 3
	52	2	N91101	N91101-3
	40	4	N91103	N91103-3
	28	6	N91105	N91105-3
	16	8	N91107	N91107-3

M abc Row
Soldering

Ordering Information

	Signal Contacts	Special Contacts	Class 2	Class 3
	78	2	N91102	N91102-3
	60	4	N91104	N91104-3
	42	6	N91106	N91106-3
	24	8	N91108	N91108-3

Soldering with clips

Ordering Information

	Signal Contacts	Special Contacts	Class 2	Class 3
	52	2	N91301	N91301-3
	40	4	N91303	N91303-3
	28	6	N91305	N91305-3
	16	8	N91307	N91307-3

Soldering with clips

Ordering Information

	Signal Contacts	Special Contacts	Class 2	Class 3
	78	2	N91302	N91302-3
	60	4	N91304	N91304-3
	42	6	N91306	N91306-3
	24	8	N91308	N91308-3

M ac Row
Press-fit

Ordering Information

	Signal Contacts	Special Contacts	Class 2	Class 3
	52	2	N91501	N91501-3
	40	4	N91503	N91503-3
	28	6	N91505	N91505-3
	16	8	N91507	N91507-3
Available upon request				

M abc Row
Press-fit

Ordering Information

	Signal Contacts	Special Contacts	Class 2	Class 3
	78	2	N91502	N91502-3
	60	4	N91504	N91504-3
	42	6	N91506	N91506-3
	24	8	N91508	N91508-3
Available upon request				